

Making Progress with Digital Preservation



Digital Preservation Coalition

Making Progress is Difficult.....



.....how do we move from basic steps
to business as usual?




Illustration by Jørgen Stamp digitalbevaring.dk CC BY 2.5 Denmark

Getting Started Questions



- Where are we now?
- How do we secure the bits?
- How can we capture information on the files we have?
- What risks does our data face?
- How can we record what we have?



Illustration by Jørgen Stamp digitalbevaring.dk CC BY 2.5 Denmark

Maturity Modelling



Helps with:

- Identifying stress points/risks
- Setting objectives
- Prioritising developments
- Developing approach to advocacy

Options include:

- NDSA Levels of Digital Preservation
- Digital Preservation Capability Maturity Model



Illustration by Jørgen Stamp digitalbevaring.dk CC BY 2.5 Denmark

Bit-Level Preservation



Addresses risks such as:

- Media obsolescence
- Media failure
- Natural / human-made disaster

As a minimum:

- Keep more than one copy
- Refresh storage media
- Integrity check your data (also called “Fixity”)



Illustration by Jørgen Stamp digitalbevaring.dk CC BY 2.5 Denmark

Characterisation



- Understand your data so you can assess risks, plan, take action to preserve
- Characterisation:
 - How many files?
 - How big are the files?
 - What file formats?
 - Does it contain personal information?
 - Is it encrypted?
 - What risks are associated?
- Scale = automation = software tools



Illustration by Jørgen Stamp digitalbevaring.dk CC BY 2.5 Denmark

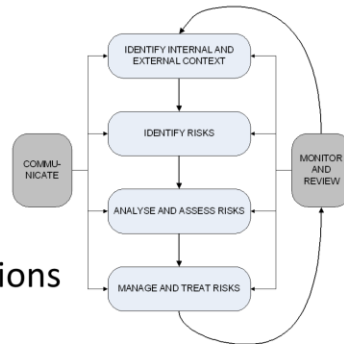
Risk Management



Identifying risks is a key stage in successful digital preservation

Useful for:

- Policy development
- Building a business case
- Identifying requirements
- Making preservation decisions



Digital Asset Registers

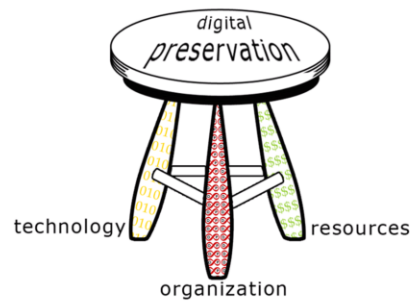


- gathers information about digital content in one place
- logs preservation risks
- coordinates digital preservation actions & promotes best practice
- supports negotiations with management
- retains valuable knowledge

Making Progress on 3 Fronts



- Resources
- Organisation
- Technology



<http://dpworkshop.org/dpm-eng/conclusion.html>

Resources



- What benefits will be accrued?
- How can we start to quantify costs?
- What should we put in our business case?



Illustration by Jørgen Stamp digitalbevaring.dk CC BY 2.5 Denmark

Organisation



- What should we put in our digital preservation policy?
- What skills do we need?



Illustration by Jørgen Stamp digitalbevaring.dk CC BY 2.5 Denmark

Technology



- What issues will affect our preservation decisions?
- What tools and methods can we consider using?



Illustration by Jørgen Stamp digitalbevaring.dk CC BY 2.5 Denmark